



**MX 62 TP**



## MX 62 TP

Control Unit



### Description

Bringing together the latest data logger and alarm unit for gas and flame detection systems, the MX 62 TP features an innovative HMI interface specifically designed to facilitate user-controller interactions.

This interaction is simplified by a large, fully interactive 10" (up to 15") high-definition colour touchscreen, allowing for clearer visualisation of critical gas detection data.

### Characteristics

- Back up processor to ensure continual measurement
- 64 secure channels
- Modular and flexible
- Reduces installation costs
- Direct links, networks and loops
- Colour touch screen
- Embedded web page functionality
- Location of detection points on image/drawing of the site (optional)
- Event Log



# MX 62 TP

## Control Unit

Access control functions have also been improved through secure and controlled user profiles. These customised access profiles can be configured for specific individuals or groups and are controlled when a user logs in, allowing for greater control and flexibility when managing life protection assets in critical security environments within nuclear, oil and gas, petrochemical and heavy industrial applications as well as research facilities.

In addition, our event logger ensures that every gas or flame detection event (real or false) is easily recorded, traced and detailed on the memory card, improving monitoring compliance and output reporting, and most importantly saving valuable time on a previous manual and paper-based process.

## HMI interactive touch screen

- Easy and simplified interaction with the control unit
- Available in 10" or 15" version as an option
- High definition colour screen
- Greater and easier control for larger sites
- Embedded web page
- Visualise alarms and relays status from the HMI screen

## Perfectly suited for large sites in heavy industry

- Ideal for large sites with many gas detection points
- Ideal option for nuclear, oil and gas applications, as well as heavy industrial sites
- Suitable for research facilities

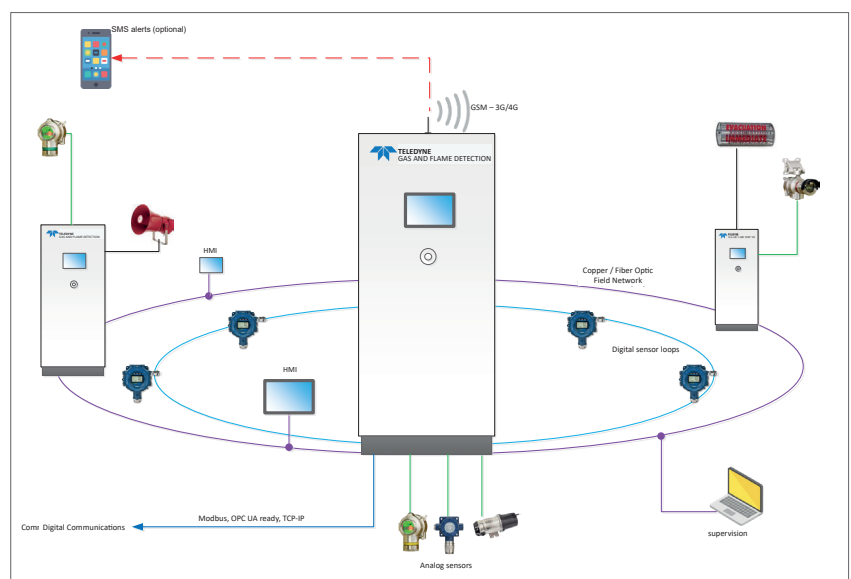
## Secure and controlled user profiles

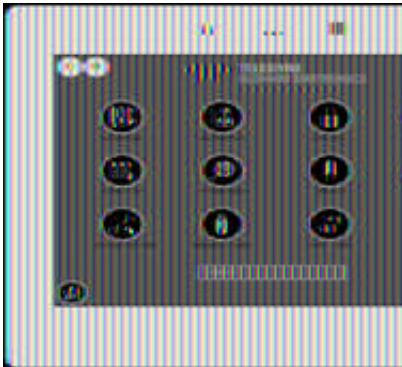
- Improved user access controls
- Adapted to specific professional profiles
- Control at the touch of a button
- More control and flexibility in the management of personal security assets

## Improved event recorder

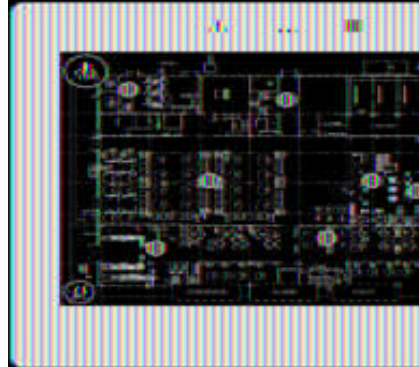
- Ensures that every gas detection event (real or false) is easily recorded and detailed
- Improves compliance tracking and reporting
- Saves time compared to a manual and paper-based process

Sample configuration





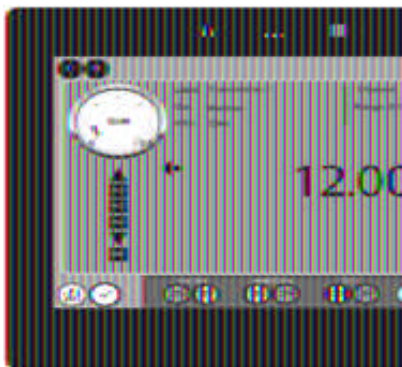
**Main menu**



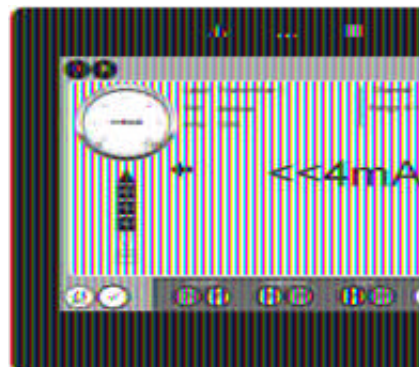
**Gas detection layout on-site**



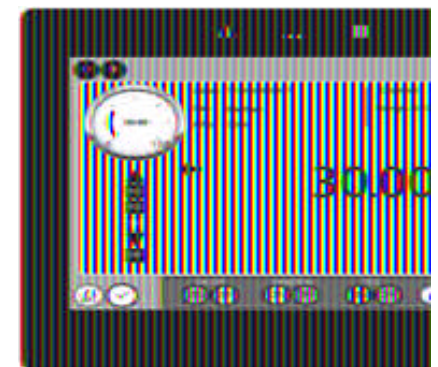
**Animated map**




**"Normal state"  
measurement**




**"Default" measurement**



**"Alarm" measurement**



**Main page**



**Relay status**

# MX 62 TP

## Control Unit

### Technical characteristics

#### MX 62 TP

Capacity	64 secure channels per entity (128 relays per control unit)
Housing	Bay, box and desk
Display	10" HMI colour touchscreen or 15" as option
Programming	Various possibilities: voting, boolean calculations, increasing and decreasing alarms, medium, etc.

### Alarms

Visual alarms	Data protection through user accounts Gas: 4 maximum thresholds  Maintenance / single mode / system failure with colour code of the system status indicated on the front via LED light  Presence of power  Acknowledgement of alarms individually or in general
Audible alarm	Buzzer Event recording on USB flash drive or SD card (16GB max)
Inputs	4-20 mA Digital by OLCT80 loops, 4 loops maximum
Outputs	4-20 mA Digital: Modbus TCP-IP, RTU optional Relay (128 max.)
Printer Supply 230 Vac/24 Vdc	Event recorder or event log recorded on SD card (on average 5 months of event recording with a 16GB SD card for 64 channels max). Optional GSM SMS network alerts (SIM card and operator subscription not provided)
Operating temperature	0°C to +50°C Hygrometry: from 5% to 85% relative humidity (no condensation)
Dimensions	Consult us
Compliance	CE SIL2 from EN 50402 - BVS 03 WINPRO: ATEX G 002 X MX 62 BVS 07 ATEX G 001 X
Other	Confipro programming software

Teledyne Oldham Simtronics quality assurance programmes demand the continuous assessment and improvement of all our products. Information in this leaflet could thus change without notification and does not constitute a product specification. Please contact Teledyne Oldham Simtronics or their representative if you require more details.



**AMERICAS**  
14880 Skinner Rd  
Cypress, TX 77429  
USA  
Tel.: +1-713-559-9200

**EMEA**  
ZI Est, Rue Orfila,  
CS 20417  
62027 ARRAS CEDEX, France  
Tel.: +33-3-21-60-80-80  
Fax: +33-3-21-60-80-00

**ASIA PACIFIC**  
Room 04, 9th Floor,  
275 Ruiping Road,  
Xuhui District,  
Shanghai, China  
TGFD\_APAC@teledyne.com